



UNIVERSIDAD AUTÓNOMA
DE AGUASCALIENTES

P R O M E P

36° INFORME FINANCIERO PARCIAL Y ACUMULADO

MAYO 2014



UNIVERSIDAD AUTÓNOMA DE AGUASCALIENTES
PROGRAMA DE MEJORA AL PROFESORADO
Informe Financiero Parcial No. 36
05 de Mayo de 2014.

Rubros	Beca de fomento a la permanencia	Reconocimiento a la Trayectoria Académica	Fomento a la generación y aplicación del conocimiento	Servicios	Materiales	Bienes muebles	Acervo bibliográfico	Manutención	Cuota compensatoria	Inscripción	Colegiatura	Seguro médico	Instalación	Transporte y viáticos	Material didáctico	Graduación o titulación	TOTAL	
Anexos																		
Of. No. 103.5/03/249																		0.00
Of. No. 103.5/06/429																		0.00
Of. No. 103.5/07/1905																		0.00
Of. No. 103.5/07/2562																		0.00
Of. No. 103.5/07/2829																		0.00
Of. No. 103.5/07/3027																		0.00
Of. No. 103.5/08/1265																		0.00
Of. No. 103.5/08/3107																		0.00
Of. No. 103.5/08/3121																		0.00
Of. No. 103.5/08/3122																		0.00
Of. No. 103.5/08/3396																		0.00
Of. No. 103.5/09/1252																		0.00
Of. No. 103.5/09/3669																		0.00
Of. No. 103.5/09/3923						946.56												946.56
Of. No. 103.5/09/4045																		0.00
Of. No. 103.5/09/4412																		0.00

Of. No. 103.5/09/5072			1,856.00																	1,856.00
Of. No. 103.5/10/4550																				0.00
Of. No. 103.5/10/4992																				3,345.40
Of. No. 103.5/10/5001																				3,767.68
Of. No. 103.5/10/5873																				9,050.94
Of. No. 103.5/10/5874																				61,575.83
Of. No. 103.5/10/5875																				112,120.25
Of. No. 103.5/10/7732																				0.00
Of. No. 103.5/10/7733																				0.00
Of. No. 103.5/11/899																				0.00
Of. No. 103.5/11/1019																				0.00
Of. No. 103.5/11/1020																				0.00
Of. No. 103.5/11/3444																				0.00
Of. No. 103.5/11/3817																				4,316.00
Of. No. 103.5/11/3837																				48,269.00
Of. No. 103.5/11/3838																				9,481.57
Of. No. 103.5/11/5526																				38,202.33
Of. No. 103.5/11/5527																				88,474.20
Of. No. 103.5/11/5543																				59,194.19
Of. No. 103.5/11/6719																				7,488.32


Of. No. 103.5/11/6737			5,458.50	2,600.00	1,837.29													9,895.79
Of. No. 103.5/11/6813			43,791.66	52,933.56	1,511.00		4,294.40											102,530.62
Of. No. 103.5/11/5640																		0.00
Of. No. 103.5/12/2075			4,000.00	133,270.40	13,186.05	42,994.22												193,450.67
Of. No. 103.5/12/3780	74,517.20		20,854.23	62,369.71	3,204.38	14,353.98												175,299.50
Of. No. 103.5/12/3781	22,000.00		7,583.32	1,194.00	5,983.72	14,999.00	5,766.93											57,526.97
Of. No. 103.5/12/4273						19,140.00												19,140.00
Of. No. 103.5/12/4455																		0.00
Of. No. 103.5/12/4456							78,734.57											78,734.57
Of. No. 103.5/12/4457							187,369.43											187,369.43
Of. No. 103.5/12/4558			11,374.98		4,506.52													15,881.50
TOTAL POR RUBRO	96,517.20	0.00	96,706.69	254,223.67	43,055.93	100,517.44	17,549.65	534,470.05	29,283.48	0.00	7,817.92	0.00	0.00	39,212.27	60,390.78	8,172.24	1,287,917.32	


 DRA. GUADALUPE RUIZ CUELLAR
 RESPONSABLE INSTITUCIONAL DEL PROMEP


 M. EN ADMON. MARIO ANDRADE CERVANTES
 RECTOR


UNIVERSIDAD AUTÓNOMA DE AGUASCALIENTES
PROGRAMA DE MEJORA AL PROFESORADO
Informe Financiero Acumulado No. 36
05 de Mayo de 2014.

Anexos	Rubros	Beca de fomento a la permanencia	Reconocimiento a la calidad en el trabajo	Apoyo mensual complementario	Reconocimiento a la trayectoria académica	Fomento a la generación y aplicación del conocimiento	Servicios	Materiales	Bienes muebles	Acervo bibliográfico	Manutención	Cuota compensatoria	Inscripción	Colegiatura	Seguro médico	Instalación	Transporte y viáticos	Material didáctico	Graduación o titulación	TOTAL	
	97-01							20,553.41	15,654.53	228,674.99	5,112.56										
97-02							5,286.07	22,965.96	327,973.91	2,430.66											358,656.60
97-03							18,076.38	839,446.02	1,121,618.96												1,979,141.36
97-04							1,175.13		1,424,273.32	314,313.39											1,739,761.84
97-06							93.00	182.16	302,309.55	57,407.00											359,991.71
98-01-01											6,840.00						6,973.88				13,813.88
98-03							118.20	314.18	264,670.25	371,486.83											636,589.46
98-02-01											1,750,750.67		29,845.12	372,624.00		16,000.00	248,027.69	117,533.62	16,500.00		2,551,281.10
99-01-01											900,882.46				9,997.35	18,955.84	26,377.60	28,909.21			985,122.46
98-06-01											495,448.00		9,725.00			7,231.69	109,695.48	20,000.00			642,100.17
99-02-01											162,624.00						75,260.41	29,208.68			267,093.09
99-03-01											180,000.00						100,953.00	317.69			281,270.69
99-04-01											376,829.00	16,123.50	11,056.50	31,522.50		8,000.00	34,110.74	20,850.40			498,492.64
99-06-01											670,016.77		12,006.00	584,438.53	24,060.00	18,041.05	30,747.16	19,161.25			1,358,470.76
99-07-01											340,365.00		20,979.00	34,312.50		8,192.21	64,245.89	19,762.26			487,856.86
2000-01-01											1,022,833.61	165,024.00		435,514.25	49,696.20	19,780.00	24,556.39	9,445.10			1,726,849.55
2000-02							4,955.95	45,027.70	1,861,225.71	62,277.29											1,973,486.65
2000-03-01													1,117.40				101,350.01	8,333.59			110,801.00
2000-04							825.12		59,163.88												59,989.00
2000-05-01											389,136.00		4,209.29	2,368.82			121,634.00	29,452.76			546,800.87
2000-06-01											203,280.00		1,163.06	1,712.40			97,153.41	9,848.85			313,157.72
2000-07-01												207,600.00		149,500.00			12,232.24	34,302.47	3,160.00		406,794.71
2000-08-01											16,254.00	13,542.00					42,500.93	19,992.37			92,289.30
2001-01-01												13,542.00					8,000.00	10,000.00	1,306.00		32,848.00
2001-02-01												26,160.00		32,305.00			9,739.02	2,613.54			70,817.56
2001-03							893.18	454,131.82	27,031.03												482,056.03
2001-04-01											633,993.50	145,074.13		581,030.37	60,813.11		20,025.06	9,786.81	10,003.70		1,460,726.68
2001-05							619,226.76														619,226.76
2001-06-01											107,198.83	5,461.20		92,524.50			13,041.81	8,403.91			226,630.25
2001-07-01												48,000.00					4,607.09				52,607.09
2001-08									9,468.90												9,468.90
2002-01							4,143.43	172,224.57	406.00												176,774.00




UNIVERSIDAD AUTÓNOMA DE AGUASCALIENTES
PROGRAMA DE MEJORA AL PROFESORADO
Informe Financiero Acumulado No. 36
05 de Mayo de 2014.

Rubros Anexos	Beca de fomento a la permanencia	Reconocimiento a la calidad en el trabajo	Apoyo mensual complementario	Reconocimiento a la trayectoria académica	Fomento a la generación y aplicación del conocimiento	Servicios	Materiales	Bienes muebles	Acervo bibliográfico	Manutención	Cuota compensatoria	Inscripción	Colegiatura	Seguro médico	Instalación	Transporte y viáticos	Material didáctico	Graduación o titulación	TOTAL	
PTC-01-01	303,000.00		45,000.00			23,367.64	246,529.05	123,396.72												741,293.41
PTC-01-02	192,000.00							52,932.46	5,764.47											250,696.93
PTC-02-01	144,000.00		60,000.00		13,909.50	40,731.77	54,586.10	40,622.43	6,855.65											360,705.45
PTC-02-02	96,800.00						2,369.43	26,351.32												125,520.75
PTC-03-01	288,000.00		60,000.00				4,967.15	77,701.88	1,958.00											432,627.03
PTC-03-02	96,000.00						606.11	29,324.79												125,930.90
EXB-01-01					77,777.48	34,914.37	4,558.15	61,960.85	364.86											179,575.71
Of. No. 103.5/02/1406								29,382.50												29,382.50
Of. No. 103.5/02/1428	1,675,102.67		60,000.00		180,370.21	151,165.66	183,777.29	424,825.85	12,622.50											2,687,864.18
Of. No. 103.5/02/1465							782.00	154,281.41												155,063.41
Of. No. 103.5/02/1497										49,050.00	20,952.00		18,967.50							88,969.50
Of. No. 103.5/02/1498										785,029.20	257,825.79		724,821.16	17,199.69		21,683.01	11,993.63			1,818,552.48
Of. No. 103.5/02/2037										610,344.00	248,155.92	23,385.00	26,360.00			21,610.00	19,364.83	5,390.00		954,609.75
Of. No. 103.5/02/2038										1,708,096.10	404,221.34	18,481.74	196,500.62	52,992.20		54,287.99	24,080.76	1,199.39		2,459,860.14
Of. No. 103.5/02/2108								69,920.22	10,000.00											79,920.22
Of. No. 103.5/02/2282	222,000.00				40,512.93	17,985.16	4,404.27	137,032.62	3,909.00											425,843.98
Of. No. 103.5/02/2283	444,000.00				28,224.00	20,135.70	7,729.00	66,237.20												566,325.90
Of. No. 103.5/03/249						551,381.10	118,627.51	22,948.22	180.00											693,136.83
Of. No. 103.5/03/1040										196,750.00	56,532.40		141,380.01	7,875.79		63,962.01	10,753.56			477,253.77
Of. No. 103.5/03/1041										531,164.00	346,456.00	50,000.00	174,996.00			14,961.00	20,000.00	40,000.00		1,177,577.00
Of. No. 103.5/03/1099	322,000.00				32,000.00	73,676.28	35,568.61	136,529.68	60,198.00											659,972.57
Of. No. 103.5/03/1375							1,698.80	124,397.77												126,096.57
Of. No. 103.5/03/1476	96,000.00						332.81	29,606.38												125,939.19
Of. No. 103.5/03/0501						1,805,094.60														1,805,094.60
Of. No. 103.5/03/2516	245,000.00	45,000.00			32,787.00	213,901.53	53,786.67	220,772.84	19,338.45											830,586.49
Of. No. 103.5/03/2517	660,000.00				65,574.00	118,541.22	146,483.51	553,518.81	12,054.37											1,556,171.91
Of. No. 103.5/03/2660						7,425.00	5,697.94	226,644.52	3,083.54											242,851.00
Of. No. 103.5/04/183											232,050.00		1,440,072.00			107,885.29	51,234.61	27,668.00		1,858,909.90
Of. No. 103.5/04/1097										901,175.00	189,211.84	1,551.09	22,141.17	45,418.24		32,912.00	14,960.00			1,207,369.34
Of. No. 103.5/04/1314	539,836.00				22,205.00	77,965.25	78,049.85	373,744.51	23,311.45											1,115,112.06
Of. No. 103.5/04/1315	260,000.00	30,000.00			34,040.50	57,000.78	30,887.95	106,937.58	5,335.49											524,202.30
Of. No. 103.5/04/1496							10,765.57	157,336.37												168,101.94




UNIVERSIDAD AUTÓNOMA DE AGUASCALIENTES
PROGRAMA DE MEJORA AL PROFESORADO
Informe Financiero Acumulado No. 36
05 de Mayo de 2014.

Rubros Anexos	Beca de fomento a la permanencia	Reconocimiento a la calidad en el trabajo	Apoyo mensual complementario	Reconocimiento a la trayectoria académica	Fomento a la generación y aplicación del conocimiento	Servicios	Materiales	Bienes muebles	Acervo bibliográfico	Manutención	Cuota compensatoria	Inscripción	Colegiatura	Seguro médico	Instalación	Transporte y viáticos	Material didáctico	Graduación o titulación	TOTAL	
Of. No. 103.5/04/1662	96,000.00						299.00	29,214.00												125,513.00
Of. No. 103.5/04/1741										261,600.00	105,600.00	6,545.00	88,400.00			7,708.00	19,314.81			489,167.81
Of. No. 103.5/04/2522							4,730.00	94,762.11												99,492.11
Of. No. 103.5/04/2598	192,000.00						3,511.50	56,480.50												251,992.00
Of. No. 103.5/04/2600											197,033.00	24,000.00	60,000.00			135,136.68	22,009.95	54,622.00		492,801.63
Of. No. 103.5/04/2846						151,880.50	122,976.64	10,760.90												285,618.04
Of. No. 103.5/04/2888	96,000.00						2,104.50	27,091.53												125,196.03
Of. No. 103.5/05/359	144,000.00			132,000.00	34,603.00	119,865.84	31,408.83	75,985.81	21,105.96											558,969.44
Of. No. 103.5/05/664	132,000.00							17,260.06												149,260.06
Of. No. 103.5/05/1014						12,853.61														12,853.61
Of. No. 103.5/05/1471											102,000.00					4,991.00	10,036.84	2,300.00		119,327.84
Of. No. 103.5/05/1472										754,153.50	139,797.44	11,244.89	10,958.81	34,503.92		28,679.22	13,368.22	4,022.05		996,728.05
Of. No. 103.5/05/1674								26,434.00	1,089.90											27,523.90
Of. No. 103.5/05/1693	1,222,000.00				66,851.60	294,746.09	106,960.75	622,492.59	927.99											2,313,979.02
Of. No. 103.5/05/1824							12,168.43	243,648.58	4,357.26											260,174.29
Of. No. 103.5/06/429						94,093.78	24,015.92	64,451.51												182,561.21
Of. No. 103.5/06/1146						80,056.16														80,056.16
Of. No. 103.5/06/1693									3,699.81											3,699.81
Of. No. 103.5/06/1893										776,791.80	257,209.58	43,761.25	37,875.00	37,354.30		30,798.78	13,362.47	5,887.89		1,203,041.07
Of. No. 103.5/06/1972											231,000.00					29,909.34	65,674.25			326,583.59
Of. No. 103.5/06/2644											871,620.00	76,000.00	251,956.00			300,308.23	39,230.84	300.00		1,539,415.07
Of. No. 103.5/06/2729						88,365.14	10,717.40	3,933.56												103,016.10
Of. No. 103.5/07/1654						4,485.00	10,913.66	280,865.82												296,264.48
Of. No. 103.5/07/1869											301,178.40					14,994.78	29,959.42			346,132.60
Of. No. 103.5/07/1905						2,213.36	293,305.25													295,518.61
Of. No. 103.5/07/2087										856,412.41	254,621.00	126,678.90		33,427.55		34,476.66	11,488.29			1,317,104.81
Of. No. 103.5/07/2090										621,067.49	166,931.01	217,839.55	298,099.90	30,607.60		37,542.60	10,016.00	60,370.50		1,442,474.65
Of. No. 103.5/07/2408	991,000.00			201,346.10	55,975.97	202,648.89	228,303.78	741,006.27	531.00											2,420,812.01
Of. No. 103.5/07/2562	688,000.00			52,000.00	129,807.00	322,562.43	222,213.19	753,749.63	1,486.31											2,169,818.56
Of. No. 103.5/07/2829	158,000.00				37,633.00	67,614.92	114,232.22	248,131.17	110.00											625,721.31
Of. No. 103.5/07/3027	2,436,000.00					20,615.25	580,362.64	97,971.81												3,134,949.70
Of. No. 103.5/08/1265	260,000.00				165,740.50	129,053.41	179,412.82	477,144.69	6,126.95											1,217,478.37




UNIVERSIDAD AUTÓNOMA DE AGUASCALIENTES
PROGRAMA DE MEJORA AL PROFESORADO
Informe Financiero Acumulado No. 36
05 de Mayo de 2014.

Rubros Anexos	Beca de fomento a la permanencia	Reconocimiento a la calidad en el trabajo	Apoyo mensual complementario	Reconocimiento a la trayectoria académica	Fomento a la generación y aplicación del conocimiento	Servicios	Materiales	Bienes muebles	Acervo bibliográfico	Manutención	Cuota compensatoria	Inscripción	Colegiatura	Seguro médico	Instalación	Transporte y viáticos	Material didáctico	Graduación o titulación	TOTAL	
Of. No. 103.5/08/3107						850.00		286,644.29												287,494.29
Of. No. 103.5/08/3121	1,038,000.00				49,588.25	81,902.23	115,816.86	398,036.33												1,683,343.67
Of. No. 103.5/08/3122	108,000.00				40,185.19	43,238.40	20,693.77	70,367.75	6,666.75											289,151.86
Of. No. 103.5/08/3396											262,413.00	9,853.50	7,554.20			48,040.02	28,471.82	15,456.00		371,788.54
Of. No. 103.5/09/1251					7,458.31		27,766.23													35,224.54
Of. No. 103.5/09/1252	40,000.00		4,500.00		261,808.94	991,881.52	330,334.33	283,416.04	22,205.44											1,934,146.27
Of. No. 103.5/09/3669							61,747.01	151,216.33												212,963.34
Of. No. 103.5/09/3923	160,000.00				38,897.00	118,316.55	34,650.44	155,754.31												507,618.30
Of. No. 103.5/09/4045	742,405.58				96,883.90	308,439.49	113,335.93	537,440.37	2,000.00											1,800,505.27
Of. No. 103.5/09/4412											264,549.36	18,670.00	363,954.30	14,736.00		261,305.65	17,365.91			940,581.22
Of. No. 103.5/09/5072						142,388.97						38,928.31				61,024.31				242,341.59
Of. No. 103.5/10/4550							145,450.19		10,000.00											155,450.19
Of. No. 103.5/10/4992	709,000.00	80,000.00	15,729.75		77,918.99	82,638.58	78,151.25	735,187.52	17,123.14											1,795,749.23
Of. No. 103.5/10/5001	233,000.00	35,000.00	8,738.75		33,207.25	85,968.94	202,517.00	237,927.20												836,459.14
Of. No. 103.5/10/5873									360.00	580,628.27	470,674.19	73,980.00	420,805.27			14,985.92	27,381.04	8,172.24		1,596,986.93
Of. No. 103.5/10/5874									685,060.31	63,562.82			375,847.34	30,000.00		13,387.00	9,754.63			1,177,612.10
Of. No. 103.5/10/5875						26,123.74				890,158.13	298,270.73	6,120.54	28,514.90	34,620.16		190,611.83	26,869.85			1,501,289.88
Of. No. 103.5/10/7732	96,000.00		5,243.25		40,975.00	53,715.45	23,416.45	69,465.20	1,149.00											289,964.35
Of. No. 103.5/10/7733	152,738.75	12,000.00			33,207.25	108,583.76	36,655.25	78,047.67	3,183.20											424,415.88
Of. No. 103.5/11/899	72,000.00				21,834.00			57,411.00	50,000.50											201,245.50
Of. No. 103.5/11/1019						91,722.79	7,996.13													99,718.92
Of. No. 103.5/11/1020						25,180.38	5,100.70													30,281.08
Of. No. 103.5/11/3444						46,000.00														46,000.00
Of. No. 103.5/11/3817								240,689.65												240,689.65
Of. No. 103.5/11/3837	269,813.92			30,000.00	20,042.00	21,911.88	8,840.40	320,654.72												715,887.92
Of. No. 103.5/11/3838				50,000.00	31,834.00	2,070.62	18,638.33	119,517.77	4,404.96											226,465.68
Of. No. 103.5/11/5526							37,312.26			318,323.82	67,226.96	81,886.50				5,000.00	2,626.20			512,375.74
Of. No. 103.5/11/5527										303,776.00			\$207,121.83			17,545.00	1,750.20			530,193.03
Of. No. 103.5/11/5543						38,716.05			1,648.89		109,242.00	6,930.92	13,800.24			142,688.06	11,182.44			324,208.60
Of. No. 103.5/11/5640					36,462.24															36,462.24
Of. No. 103.5/11/6719	72,000.00				21,834.00	19,678.17	6,277.75	71,878.47	8,052.40											199,720.79
Of. No. 103.5/11/6737	77,885.00				5,458.50	2,600.00	7,566.49	33,304.26												126,814.25



UNIVERSIDAD AUTÓNOMA DE AGUASCALIENTES
PROGRAMA DE MEJORA AL PROFESORADO
Informe Financiero Acumulado No. 36
05 de Mayo de 2014.

Rubros Anexos	Beca de fomento a la permanencia	Reconocimiento a la calidad en el trabajo	Apoyo mensual complementario	Reconocimiento a la trayectoria académica	Fomento a la generación y aplicación del conocimiento	Servicios	Materiales	Bienes muebles	Acervo bibliográfico	Manutención	Cuota compensatoria	Inscripción	Colegiatura	Seguro médico	Instalación	Transporte y viáticos	Material didáctico	Graduación o titulación	TOTAL
Of. No. 103.5/11/6813					70,771.66	139,321.57	28,081.93	32,652.34	6,266.14										277,093.64
Of. No. 103.5/12/2075					25,600.00	252,198.85	20,854.32	233,046.97											531,700.14
Of. No. 103.5/12/3780	583,517.20				53,083.34	81,468.71	30,753.44	483,918.50											1,232,741.19
Of. No. 103.5/12/3781	264,000.00				41,708.26	2,016.00	12,264.26	55,893.06	5,766.93										381,648.51
Of. No. 103.5/12/4273							3,337.00	347,929.70											351,266.70
Of. No. 103.5/12/4455						909.00			7,960.00	160,825.40			33,209.00				1,960.00		204,863.40
Of. No. 103.5/12/4456										330,274.87			202,945.32	10,528.00		1,998.17	1,707.67		547,454.03
Of. No. 103.5/12/4457										342,898.81		11,702.68	5,075.70			16,345.00			376,022.19
Of. No. 103.5/12/4458					9,479.15	11,343.00													20,822.15
Of. No. 103.5/12/4558					18,958.30		22,707.83	2,404.63											44,070.76
TOTAL POR RUBRO	16,617,099.12	202,000.00	259,211.75	465,346.10	2,055,207.22	8,231,621.75	4,832,294.93	18,785,086.85	1,191,663.09	18,920,030.95	6,558,861.61	937,661.24	7,469,209.14	493,830.11	96,200.79	2,866,009.36	958,465.75	256,357.77	91,196,157.54



DRÁ. GUADALUPE RUIZ CUÉLLAR
RESPONSABLE INSTITUCIONAL DEL PROMEP



M. EN ADMÓN. MARIO ANDRADE CERVANTES
RECTOR